


A Guide to four DVD based Bible overview curriculums

by Brad Kelderman for Anglican Youth Ministries, February 2014

THE STORY by Zondervan

This curriculum is based around reading through 'The Story' Bible, an NIV Bible that contains the narrative parts of the bible and summarises the non-narrative sections. It is accompanied by a DVD with a video to go with each chapter in 'The Story' Bible. The DVD contains 31 short (2-3mins), artistic and entertaining video sessions (including extra Recap and Rewind videos). In addition, you can purchase a Teacher's Guide for each of the 31 videos, as well as Reading Scripts and Student handouts. This is to enable teens to learn the story of the Bible through experiential learning.



Adaptability

The Story can be used in two ways. You can either use the whole package, or you can simply use the DVD on its own. For instance, the DVD can be used at youth group as a means of teaching the biblical narrative and have the content of the DVD as the source of your discussion or teaching (you could either use the questions out of 'The Story' Bible or create your own lesson based on the themes raised in the DVD segment).

Positives

- Adaptability – Whilst the printed material isn't easily adaptable, the different elements you can choose to use or not use make this curriculum highly adaptable. You are able to simply buy the DVD and use it as a tool on its own or you can go all out and get all the resources or something in between.
- Young people love it. It's creative, clear and engaging.
- The recap videos are great so if a youth misses a week or two the DVD regularly recaps 'the story so far.'
- The length – 31 weeks almost covers a whole year of lessons!
- Everything is done for you.

Negatives

- Cost - The full package is expensive.
- The length – 31 weeks is a long time and for some youth, a bit more variety is needed! It depends on your group.

Overall Impression

The DVD is great! For a youth leader with a bit of time to create their own short lesson based on the short videos, this is a great resource! For those with less time or experience, you can purchase all the extras and it is all done for you, but that comes at a cost! The concept of having all the youth read through their own copy of 'The Story' and then use the DVD and other resources to learn and discuss as a group is great. However, realistically this will be difficult and expensive to pull off and so may be more suited to High School aged youth.

"The videos are brilliant and make for a great conversation starter. My youth really enjoyed it. The re-cap videos are good in helping youth remember the connections between all the stories. I definitely recommend The Story DVD."

Brad Kelderman, Dunedin

Publisher: Zondervan **Website:** <http://www.thestory.com/home>

YouTube Preview: <http://www.youtube.com/watch?v=wIR8GNs9RzY>

ECHO THE STORY *by Sparkhouse Media*

'Echo the Story' is a 12-session overview of the bible which includes a DVD, participant Sketch Journal, and detailed Leader Guide in its curriculum. Each session uses six different methods of learning as it moves through the lesson.

These are:

1. **Rewind** - a brief refresher of The Story So Far
2. **Prepare** – a drawing activity to engage youth and 'draw' them in.
3. **Imagine** – a creative telling of the story is provided for the youth leader to read to the youth who use their imagination to picture the story.
4. **Capture** – a time to reflect on the story and share with one another.
5. **Remix** – the story is retold by the youth in their own creative way.
6. **Connect** – discussion questions are provided to help create a discussion on the youth's observations, insights and questions.



Adaptability

The content of the lessons are rather fixed. However, you don't have to use all of the six-part sequence. You can use any combination of the six to meet the needs of your group, time restrictions, leadership style, etc.

Positives

- Fun and engaging. Youth love the videos.
- There are various methods of learning styles used.
- Length – 12 weeks is not too long to commit too and youth aren't likely to switch off.
- Everything is done for you.

Negatives

- The cost for all the workbooks and resources could be too high for some groups.
- It's not as detailed as, say, the longer "The Story" curriculum, therefore certain parts of the biblical narrative are left out or only addressed lightly.

Overall Impression

Fantastic! If you can afford the whole curriculum package it's well worth it. You can use the DVD on its own, but it will take some work to create a lesson around it and you will miss the 'storying' element of 'Echo the Story', which is what makes it so unique.

Most suited to Intermediates and younger High School.

Publisher: Sparkhouse Media

Website: <http://www.wearesparkhouse.org/teens/echothestory/>

YouTube Preview: <http://www.youtube.com/watch?v=rUnpQA-WDMI>

ANCESTORS by Sparkhouse Media

'Ancestors' is a curriculum that covers the story of the bible differently than other similar curriculums do. 'Ancestors' comes in two sets, one covering the Old Testament, the other the New Testament. Both contain ten lessons looking at the various characters from the bible in the order they appear throughout the biblical story. The goal of the 'Ancestors' curriculum is more about connecting the lives of the people of the bible to the lives of our youth and less about covering teaching whole story of the bible.



Each lesson begins with a humorous video and then moves to various fun activities in an 'Anti-workbook,' followed by a discussion based on what has been covered.

Adaptability

The lessons are adaptable. You don't need to use all the resources offered in the curriculum. You could simply use the DVD as a discussion starter. The questions given in each lesson can also be modified to suit the needs of your group.

Positives

- The videos are funny and humorous.
- The DVD and 'Anti-workbooks' are of a very high standard. They are colourful and fun and when used together, incorporate a number of different learning styles, keeping youth engaged in the lesson.
- Everything is done for you.
- There are plenty of activity options.
- Well structured, providing good links between Ancestors and kids lives.

Negatives

- Cost – purchasing an 'Anti-workbook' for each member of the group is not cheap!
- Sometimes humour takes precedent over the accuracy of the story and in a few places assumptions are made on aspects of the personality of some ancestors that is not given in the biblical text.

Overall Impression

A brilliant, fun, well made, resource that does everything for you! Youth are easily drawn in with the humour and the quality of the videos and activities. To keep costs down either make up your own activities or buy 1 'Anti-workbook' and make photocopies.

"I'd both recommend & use it (Ancestors curriculum) again. Planning to do New Testament Ancestors in the New Year as this has been very popular & successful."

Simeon Hawkins, St Paul's, Auckland

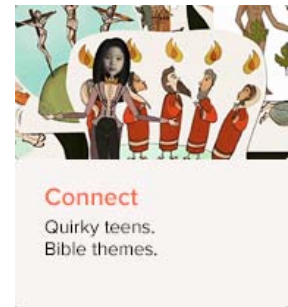
Publisher: Sparkhouse Media

Website: <http://wearesparkhouse.org/teens/reform/ancestors/>

YouTube Preview: <http://www.youtube.com/watch?v=uKyY9eBsIE>

CONNECT by Sparkhouse Media

'Connect' takes youth on a journey through the Old Testament and into the New Testament, exploring the connections between several stories with each session. The curriculum includes 10 units, with six lessons in each unit, and is designed to be used over 2 years, covering 5 units each year (30 weeks of lessons per year). Each week the next part of the biblical story is introduced with a witty video, followed then by activities to help explore the biblical text, and then creative projects that range from games to art and more.



'Connect' is designed to help youth learn the entire biblical narrative and 'connect' it to their lives.

Adaptability

This curriculum can be easily adapted. It is produced in such a way that youth leaders can choose not use certain elements of the curriculum and it will still be effective. The curriculum gives you a lot of material for each lesson and therefore it is common for some elements to be left out.

Positives

- Great videos and project/activity resources.
- Gives a good overview of the whole biblical story.
- The length of the curriculum allows for depth in the teaching and learning.
- 2 years of lessons are provided! That covers a whole 2 year Intermediate program.

Negatives

- Not enough focus is given to application.
- Instructions for activities and how they connect to the lesson can, at times, be a bit vague.

Overall Impression

This is an impressive curriculum that works well with a typical 2-year Intermediate youth program. Whilst all the resources that make up the curriculum are great, you can save money by just ordering 1 set and making photocopies when necessary.

"Overall it's great for intermediates, as long as you take a bit of time to adapt it to your group each week, and choose a point to focus on as a result of the lesson."

Emily Paterson, St Margaret's, Auckland

Publisher: Sparkhouse Media

Website: <http://wearesparkhouse.org/kids/connect/>


YouTube Preview: http://www.youtube.com/watch?v=4Y8QdU0_4ww

ECHO Older version by Sparkhouse

(An older version of Echo the Story – available for free from AYM, does not include a DVD)

This older version of 'Echo the Story' contains 21 lessons that work their way through the story of the Bible. The idea is that the stories are read out in a way that encourages youth to use their imagination and creativity and have a fresh look at the stories of the Bible. The discussion is based around their insights - what they picture, notice, hear, etc., when they hear these stories read to them.

There is no multimedia, no fancy artwork; simply the stories of the Bible. Each lesson provides the leader with a simple version of the story to read out ('storying' is not just reading, but uses expression and dramatic effect to encourage the hearer to use their imagination) and some discussion questions aimed at drawing out what the youth pictured.



Adaptability

These lessons are easily adapted. The content of the story can be changed and there are enough questions to pick and choose from, or you could easily incorporate your own questions.

*One idea which has been used successfully and works well with this curriculum (as well as the other bible story curriculums) is to have 1 member of the group paint/draw a picture on a canvas each week that illustrates the story covered for that week. Not only does this engage the youth more with the story, but provides you with a unique and personal way of recapping the story, as each week you go over the growing collection of paintings. By the end of the curriculum you will have the whole biblical narrative depicted in artwork created by your youth.

Positives

- Free.
- Simple. Minimal preparation time is needed.
- Effective. Youth are not used to this kind of learning and generally find it interactive and engaging.
- 21 lessons is a good length, as it doesn't take the whole year.

Negatives

- Certain aspects of the Biblical narrative are only covered lightly (such as the period of the kings, judges and prophets).
- There is only one option given in terms of delivery. You need to use your own creativity if you want to add more elements to the lesson.
- There are no games included in the curriculum. It is simply just the lesson.

Overall Impression

A simple yet effective curriculum that is easily adapted to suit your group. 'Storying' is more effective with a confident leader but can be easily learned.

This curriculum is highly recommended and the learning style of this curriculum is well suited to Intermediate and younger High School aged youth.